



AMERICAN
UNIVERSITY

WASHINGTON, D C

Jacobs Field
Quarterly Sound Monitoring
Report

July – August 2023



AMERICAN UNIVERSITY

WASHINGTON, DC

Jacobs Field Audio Equipment and Sound Measurement Standard Operating Protocol and Procedure Checklist

Created Date: 5/10/23, Last Revision: 5/10/23

Table with 4 columns: Question, Yes, No, Notes. Sections include Audio Equipment and Meter.



AMERICAN UNIVERSITY

WASHINGTON, DC

Measurements						
	Yes	No				
Date and type of event noted?	<input checked="" type="checkbox"/>	<input type="checkbox"/>	Date: <u>8/14/23</u> Event type: <u>Field Hockey Scrimmage</u>			
Name of operator noted?	<input checked="" type="checkbox"/>	<input type="checkbox"/>	Name: <u>Brian Chepulis and Doug Koehn</u>			
Pregame startup test completed?	<input checked="" type="checkbox"/>	<input type="checkbox"/>	Source	Average (dBA)	Maximum (slow)	Duration (secs)
			Music	64	66	15
			PA	60.8	67	17
			Shot Clock	n/a	n/a	n/a
Horn	66.1	73	18			
National Anthem start and end times noted?	<input type="checkbox"/>	<input checked="" type="checkbox"/>	Start time: <u>n/a</u> End time: <u>n/a</u>			
Team introductions start and end times noted?	<input type="checkbox"/>	<input checked="" type="checkbox"/>	Start time: <u>n/a</u> End time: <u>n/a</u>			
End time of each quarter noted?	<input checked="" type="checkbox"/>	<input type="checkbox"/>	Q1 end time: <u>1:22 pm</u>	Other:		
			Q2 end time: <u>1:46 pm</u>	1:04 pm - start of game		
			Q3 end time: <u>2:20 pm</u>	1:57 pm - half time end		
			Q4 end time: <u>2:41 pm</u>	2:58 pm - SO		
Post-event battery voltage noted?	<input checked="" type="checkbox"/>	<input type="checkbox"/>	Voltage: <u>12.6</u>			
Meter data and raw data saved?	<input checked="" type="checkbox"/>	<input type="checkbox"/>	File name for measurements: <u>230814</u>			
Summary report generated and saved?	<input checked="" type="checkbox"/>	<input type="checkbox"/>				

Notes (e.g., reasons for answering "No" to any above, problems encountered, corrections needed, etc...):

National anthem and team introductions did not take place

NOTE: THE BELOW SHALL BE SIGNED AND DATED AFTER THE CHECKLIST HAS BEEN FULLY COMPLETED. AN ELECTRONIC COPY OF THIS CHECKLIST SHALL BE SAVED TO FILE.

Signature: Brian Chepulis Date: August 14, 2023

4710 Woodway Lane NW Residence ↑

MONITORING LOCATION → 

Jacobs Field Reference Diagram 5/10/23

 Horn  Speaker

Bench Podium Bench





ASPHALT PATH

All speakers to be placed at ground level.

SCOREBOARD
Fixed Horns Height = ~ 8"
Pointed towards ground.

GREEN TURF

Fixed Horn Height = ~ 12"
Pointed towards ground.

   
Bleacher Bleacher Bleacher Bleacher Bleacher

NOT TO SCALE

Directory:	C:\Users\chepulis\AppData\Local\Temp\ File version v1.0/6.1.1.51			Average	Fast Max	Slow Max	Fast Min	Slow Min	L1	L5	L10	L50	L90	L95	L99	
File 230814 FH v. UVA	Date 8/14/23	Duration	Status	LAEq	LAFmax	LASmax	LAFmin	LASmin	LAF, Perc2	LAF, Perc3	LAF, Perc4	LAF, Perc5	LAF, Perc6	LAF, Perc7	LAF, Perc8	
NOR139_7984499_230814_0001.NBF	(2023/08/14 12:23:51.00)	(0:0:18.0)	Horn	N/A	66.1	76.3	73.3	54.9	58.6	75.5	73.3	69.8	60.5	58.1	57.5	55.2
NOR139_7984499_230814_0003.NBF	(2023/08/14 12:30:04.00)	(0:0:17.0)		N/A	60.8	69	67.1	53.8	58.4	67.8	64.4	63.4	59.6	56	55.5	54.7
NOR139_7984499_230814_0004.NBF	(2023/08/14 12:32:30.00)	(0:0:15.0)	PA	N/A	56.6	64.3	58.6	51.3	53.4	61.7	59.6	58.2	56	54	52.8	51.6
NOR139_7984499_230814_0005.NBF	(2023/08/14 12:57:33.00)	(0:2:26.0)		N/A	64.9	80.4	72.2	53.4	55.1	72.4	69.2	68	63.4	57.1	55.8	54.3
NOR139_7984499_230814_0006.NBF	(2023/08/14 13:00:02.00)	(0:4:57.0)		N/A	69.5	89.4	86.2	52	54	82.2	75.2	71.5	59.9	55.5	54.5	52.9
NOR139_7984499_230814_0007.NBF	(2023/08/14 13:05:02.00)	(0:4:57.0)		N/A	67.2	82.2	77.4	51	52	78.2	74.5	70.9	60.5	54.1	52.9	51.8
NOR139_7984499_230814_0008.NBF	(2023/08/14 13:10:02.00)	(0:4:57.0)		N/A	66.8	83	79.3	51.5	53.5	78	73.5	70.8	60.4	54.4	53.8	53
NOR139_7984499_230814_0009.NBF	(2023/08/14 13:15:02.00)	(0:4:57.0)		N/A	68.1	94	87.9	51	53.1	77.5	71.9	69.5	61.6	55	53.9	52.7
NOR139_7984499_230814_0010.NBF	(2023/08/14 13:20:02.00)	(0:4:57.0)	End 1st Q	N/A	64	79.2	75.3	50.7	51.8	74.7	71	68.1	56.9	52.4	52	51.5
NOR139_7984499_230814_0011.NBF	(2023/08/14 13:25:02.00)	(0:4:57.0)		N/A	64	80.5	73.8	50.7	51.8	74	70	67.6	59.4	53.8	52.8	51.5
NOR139_7984499_230814_0012.NBF	(2023/08/14 13:30:02.00)	(0:4:57.0)		N/A	63.1	77.4	72.8	50.2	51.4	73.9	69.6	67.1	57.2	52.2	51.7	51.2
NOR139_7984499_230814_0013.NBF	(2023/08/14 13:35:02.00)	(0:4:57.0)		N/A	65.9	82.2	79	50.9	52.6	77.8	72.1	69.2	59.1	53.6	52.8	52.1
NOR139_7984499_230814_0014.NBF	(2023/08/14 13:40:02.00)	(0:4:57.0)		N/A	65.1	80.7	77.8	54.5	55.2	75.6	70.6	68.5	60.5	55.7	55.4	55
NOR139_7984499_230814_0015.NBF	(2023/08/14 13:45:02.00)	(0:4:57.0)	End 2nd Q	N/A	62.7	79.1	75.7	54.7	55.8	73.8	68.7	65.4	58.2	56.1	55.7	55.3
NOR139_7984499_230814_0016.NBF	(2023/08/14 13:50:02.00)	(0:4:57.0)		N/A	59.7	78.5	73.6	55.7	56.2	70.6	60.7	60	57.9	56.9	56.6	56.3
NOR139_7984499_230814_0017.NBF	(2023/08/14 13:55:02.00)	(0:4:57.0)		N/A	72.6	91.6	89.6	54.9	56.8	86.2	76.1	72.5	61.9	57.1	56.7	55.9
NOR139_7984499_230814_0018.NBF	(2023/08/14 14:00:01.00)	(0:4:58.0)		N/A	67.5	85.2	79.1	55.1	57.3	77	73.1	71.1	62.9	57.5	56.8	56
NOR139_7984499_230814_0019.NBF	(2023/08/14 14:05:02.00)	(0:4:57.0)		N/A	65.9	84	78.4	54.7	55.3	77.2	71.8	69.1	59.6	56.3	55.8	55.3
NOR139_7984499_230814_0020.NBF	(2023/08/14 14:10:02.00)	(0:4:57.0)		N/A	68.5	87.4	83.8	55.2	56.1	79	74.9	71.5	61.4	56.8	56.4	55.8
NOR139_7984499_230814_0021.NBF	(2023/08/14 14:15:01.00)	(0:4:58.0)		N/A	64.9	81.6	77.3	54.2	54.9	76	71.4	68.7	58	55.5	55.2	54.9
NOR139_7984499_230814_0022.NBF	(2023/08/14 14:20:02.00)	(0:4:57.0)	End 3rd Q	N/A	68	87.8	81.8	55.1	56.1	79.8	73.8	70.6	61.7	56.9	56.3	55.7
NOR139_7984499_230814_0023.NBF	(2023/08/14 14:25:02.00)	(0:4:57.0)		N/A	67.7	90.7	85.4	51.7	52.6	79.3	72.6	69.6	59.5	54.2	53.7	52.6
NOR139_7984499_230814_0024.NBF	(2023/08/14 14:30:02.00)	(0:4:57.0)		N/A	66.9	86.3	81.1	51.9	53.9	77.4	72.5	70.1	61.9	55	54.1	53
NOR139_7984499_230814_0025.NBF	(2023/08/14 14:35:02.00)	(0:4:57.0)		N/A	69.1	85.9	80.7	52.1	54.3	79.6	75.8	72.9	63	55.9	54.6	53.3
NOR139_7984499_230814_0026.NBF	(2023/08/14 14:40:02.00)	(0:4:57.0)	End 4th Q	N/A	71.6	86	83.5	51.7	53.4	83.1	79	75.9	60.8	54.4	53.6	52.8
NOR139_7984499_230814_0027.NBF	(2023/08/14 14:45:02.00)	(0:4:57.0)		N/A	70.9	85.7	82.6	51.6	53	81.8	78.1	75.2	62.2	54.3	53.3	52.5
NOR139_7984499_230814_0028.NBF	(2023/08/14 14:50:02.00)	(0:4:57.0)		N/A	66	83.3	77.9	52.7	55.1	78.2	72	68.1	59.4	55.8	55.2	53.9
NOR139_7984499_230814_0029.NBF	(2023/08/14 14:55:02.00)	(0:3:21.0)	End Shoot out	N/A	58.7	77.6	70.5	51.1	53.1	68	62.5	60.6	56.1	53.3	52.7	51.9
NOR139_7984499_230814_0030.NBF	(2023/08/14 15:02:37.00)	(0:0:15.0)	Music	N/A	64.3	71	66.4	58.2	60.7	69.9	68	66.8	63.4	60.4	60	58.7



AMERICAN UNIVERSITY

WASHINGTON, DC

Jacobs Field Audio Equipment and Sound Measurement Standard Operating Protocol and Procedure Checklist

Created Date: 5/10/23, Last Revision: 5/10/23

Table with 4 columns: Question, Yes, No, Notes. Sections include Audio Equipment and Meter.



AMERICAN UNIVERSITY
W A S H I N G T O N , D C

Measurements						
	Yes	No				
Date and type of event noted?	<input checked="" type="checkbox"/>	<input type="checkbox"/>	Date: <u>8/19/23</u> Event type: <u>Field Hockey vs W&M</u>			
Name of operator noted?	<input checked="" type="checkbox"/>	<input type="checkbox"/>	Name: <u>Robert McFarland</u>			
data from opening announcements Pregame startup test completed?	<input checked="" type="checkbox"/>	<input type="checkbox"/>	Source	Average (dBA)	Maximum (slow)	Duration (secs)
			Music Anthem	58	60	10
			PA	62	68	10
			Shot Clock	n/a	n/a	n/a
Horn M1	66.1	73	18			
National Anthem start and end times noted?	<input checked="" type="checkbox"/>	<input type="checkbox"/>	Start time: <u>2:43 pm</u> End time: <u>2:45 pm</u>			
Team introductions start and end times noted?	<input checked="" type="checkbox"/>	<input type="checkbox"/>	Start time: <u>2:40 pm</u> End time: <u>2:43 pm</u>			
End time of each quarter noted?	<input checked="" type="checkbox"/>	<input type="checkbox"/>	Q1 end time: <u>3:05 pm</u> Q2 end time: <u>3:27 pm</u> Q3 end time: <u>3:56 pm</u> Q4 end time: <u>4:25 pm</u> OT: <u>4:39 pm</u>	Other: End of half: 3:37 pm Helicopter: 3:43 pm Helicopter: 4:37 pm SO: 4:49 pm		
Post-event battery voltage noted?	<input checked="" type="checkbox"/>	<input type="checkbox"/>	Voltage: <u>12.6</u>			
Meter data and raw data saved?	<input checked="" type="checkbox"/>	<input type="checkbox"/>	File name for measurements: <u>230819</u>			
Summary report generated and saved?	<input checked="" type="checkbox"/>	<input type="checkbox"/>				

Notes (e.g., reasons for answering “No” to any above, problems encountered, corrections needed, etc...):

Shot clock sound same as horn sound. Pregame start up data from opening announcements.

NOTE: THE BELOW SHALL BE SIGNED AND DATED AFTER THE CHECKLIST HAS BEEN FULLY COMPLETED. AN ELECTRONIC COPY OF THIS CHECKLIST SHALL BE SAVED TO FILE.

Signature: Robert McFarland Date: 8/19/23

4710 Woodway Lane NW Residence ↑

MONITORING LOCATION → 

Jacobs Field Reference Diagram 5/10/23

 Horn  Speaker

Bench Podium Bench





ASPHALT PATH

All speakers to be placed at ground level.

SCOREBOARD
Fixed Horns Height = ~ 8"
Pointed towards ground.

GREEN TURF

Fixed Horn Height = ~ 12"
Pointed towards ground.

   
Bleacher Bleacher Bleacher Bleacher Bleacher

NOT TO SCALE

Directory: C:\Users\chepulis\AppData\Local\Temp\Norsonic\Downloaded Measuri v1.0\6.1.1.51

File	Date:	Duration	Notes	Status	Average LAeq	Fast Max LAFmax	Slow Max LASmax	Fast Min LAFmin	Slow Min LASmin	L1 LAF, Perc2	L5 LAF, Perc3	L10 LAF, Perc4	L50 LAF, Perc5	L90 LAF, Perc6	L95 LAF, Perc7	L99 LAF, Perc8
NOR139_7984499_230819_0001.NBF	(2023/08/19 12:31:24.00)	(0:5:0.0)		N/A	57.5	66.9	65.8	49.7	50.1	65.7	63.9	61.2	53.6	51.1	50.6	50.1
NOR139_7984499_230819_0002.NBF	(2023/08/19 13:17:11.00)	(0:2:48.0)		N/A	64.1	86.3	81	49	54.5	75.8	66.6	64	58.6	54.7	53.9	52.3
NOR139_7984499_230819_0003.NBF	(2023/08/19 13:20:02.00)	(0:4:57.0)		N/A	66.6	95.4	88.2	47.2	49.7	75.8	68.3	65.5	57.6	51.1	50	48.7
NOR139_7984499_230819_0004.NBF	(2023/08/19 13:25:02.00)	(0:4:57.0)		N/A	60.7	78.9	72.6	45.6	47	73	67	63.2	52.7	47.9	47.3	46.5
NOR139_7984499_230819_0005.NBF	(2023/08/19 13:30:02.00)	(0:4:57.0)		N/A	58.5	77.4	71.1	45.6	46.7	70.5	65.4	61.3	50.3	47.1	46.7	46.2
NOR139_7984499_230819_0006.NBF	(2023/08/19 13:35:01.00)	(0:4:58.0)		N/A	49.5	63.9	61.6	44.3	45.3	58.4	52.2	50.5	47.8	46.4	46	45.3
NOR139_7984499_230819_0007.NBF	(2023/08/19 13:40:02.00)	(0:4:57.0)		N/A	55	67.9	63.2	45.6	46.5	63.2	60	58.4	52.6	47.7	47.2	46.3
NOR139_7984499_230819_0008.NBF	(2023/08/19 13:45:02.00)	(0:4:57.0)		N/A	52.2	63.9	61.1	46.1	47.4	59.9	57	55.4	49.8	48	47.6	47
NOR139_7984499_230819_0009.NBF	(2023/08/19 13:50:02.00)	(0:4:57.0)		N/A	54.6	68.5	65.3	46.1	47.6	64.2	60.2	58	50.9	48.2	47.8	47.1
NOR139_7984499_230819_0010.NBF	(2023/08/19 13:55:02.00)	(0:4:57.0)		N/A	55.7	77.8	70.5	45.3	46.9	66.1	60.3	57.5	50	47.6	47.1	46.4
NOR139_7984499_230819_0011.NBF	(2023/08/19 14:00:02.00)	(0:4:57.0)		N/A	62.1	78.3	74.1	47.1	50.8	71.4	67	65	59.1	53.8	52.3	49.7
NOR139_7984499_230819_0012.NBF	(2023/08/19 14:05:02.00)	(0:4:57.0)		N/A	61.8	85.7	80.8	47.6	49.1	70.8	63.9	62.1	55.5	51.4	50.6	48.8
NOR139_7984499_230819_0013.NBF	(2023/08/19 14:10:02.00)	(0:4:57.0)		N/A	56.3	68.5	63.1	47.6	51.6	63	60.4	59.2	54.9	51.7	50.9	49.5
NOR139_7984499_230819_0014.NBF	(2023/08/19 14:15:02.00)	(0:4:57.0)		N/A	61.6	80.4	74.1	48.7	50.6	71.6	66.7	64	57.8	52.4	51.4	50.1
NOR139_7984499_230819_0015.NBF	(2023/08/19 14:20:02.00)	(0:4:57.0)		N/A	67.5	85.3	81.7	51.2	53.9	79.3	74.7	68.9	60.9	55.6	54.5	53.1
NOR139_7984499_230819_0016.NBF	(2023/08/19 14:25:02.00)	(0:4:57.0)		N/A	58.8	74	69.4	46.8	47.8	68.7	64.7	62.4	54.2	49.3	48.6	47.7
NOR139_7984499_230819_0017.NBF	(2023/08/19 14:30:02.00)	(0:4:57.0)		N/A	58.5	75.5	70.6	47.8	48.9	69.6	63.6	61.1	54.6	50.3	49.8	49
NOR139_7984499_230819_0018.NBF	(2023/08/19 14:35:02.00)	(0:4:57.0)		N/A	61.5	82.3	74.7	49.2	51.1	72.7	67.1	64.1	57.3	52.2	51.3	50.4
NOR139_7984499_230819_0019.NBF	(2023/08/19 14:40:02.00)	(0:4:57.0)	Starting Lineups/Anthem	N/A	64.5	77	74.2	46.5	48.1	74.1	70.6	67.7	61.3	54.4	51.7	48.1
NOR139_7984499_230819_0020.NBF	(2023/08/19 14:45:02.00)	(0:4:57.0)		N/A	64.2	82.1	76.7	47.1	48.7	75.9	69.8	67.2	59.4	51.5	50.4	48.3
NOR139_7984499_230819_0021.NBF	(2023/08/19 14:50:02.00)	(0:4:57.0)		N/A	66.4	82.1	77.2	47.5	48.9	77.3	72.7	70	61.2	51.8	49.9	48.4
NOR139_7984499_230819_0022.NBF	(2023/08/19 14:55:02.00)	(0:4:57.0)		N/A	69	86.5	81.4	47.4	53	79.5	75.2	72.6	63.4	55.3	53.2	50
NOR139_7984499_230819_0023.NBF	(2023/08/19 15:00:02.00)	(0:4:57.0)		N/A	66.6	81.5	77.6	48.2	49.8	77.1	72.2	70.5	62	53	51.3	49.5
NOR139_7984499_230819_0024.NBF	(2023/08/19 15:05:02.00)	(0:4:57.0)	end of 1st Q	N/A	64.1	83.7	77.7	50.9	52	73.2	68.6	66.5	60.9	55.5	54.3	52.4
NOR139_7984499_230819_0025.NBF	(2023/08/19 15:10:02.00)	(0:4:57.0)		N/A	71.9	89.6	85.7	49.3	51.1	84.4	78.9	74.5	63.1	55	52.9	50.7
NOR139_7984499_230819_0026.NBF	(2023/08/19 15:15:02.00)	(0:4:57.0)		N/A	69.4	87.6	83.1	45.7	48.5	80.8	75.5	72.2	62.6	52.7	50.5	47.4
NOR139_7984499_230819_0027.NBF	(2023/08/19 15:20:02.00)	(0:4:57.0)		N/A	66.7	83.6	79.6	44.9	47.4	76.9	73.3	70.7	60.1	49.6	47.8	46.4
NOR139_7984499_230819_0028.NBF	(2023/08/19 15:25:02.00)	(0:4:57.0)	end of 2nd Q	N/A	64.2	82.6	78.3	44.9	51.4	75.1	70.2	67.1	58.8	53.9	52.6	48.9
NOR139_7984499_230819_0029.NBF	(2023/08/19 15:30:01.00)	(0:4:58.0)		N/A	54.8	67.5	62.2	48.4	48.9	60.9	58.3	57.1	53.7	50	49.4	48.9
NOR139_7984499_230819_0030.NBF	(2023/08/19 15:35:02.00)	(0:4:57.0)		N/A	60.4	79.2	73.2	46.4	47.5	70.5	66.5	64.1	55.7	49.2	48.3	47.6
NOR139_7984499_230819_0031.NBF	(2023/08/19 15:40:02.00)	(0:4:57.0)		N/A	68	82	77.3	47.1	49.5	77.7	74.8	72.6	62.5	53.2	51.3	49.2
NOR139_7984499_230819_0032.NBF	(2023/08/19 15:45:02.00)	(0:4:57.0)		N/A	67.7	84.4	79.1	48.9	53.1	78	73.8	71.3	62.6	55.6	54	51.4
NOR139_7984499_230819_0033.NBF	(2023/08/19 15:50:02.00)	(0:4:57.0)		N/A	66.5	84.9	80.9	46.6	48.2	77.4	72	69.6	61.4	51.2	49.8	48
NOR139_7984499_230819_0034.NBF	(2023/08/19 15:55:02.00)	(0:4:57.0)	end 3rd Q	N/A	64.3	83.7	77.9	46.9	47.7	75.6	69.7	67.2	59.3	51.5	49.2	47.7
NOR139_7984499_230819_0035.NBF	(2023/08/19 16:00:02.00)	(0:4:57.0)		N/A	65.5	81.6	77.4	46.5	47.5	76.4	71.6	68.9	59.9	50	48.3	47.2
NOR139_7984499_230819_0036.NBF	(2023/08/19 16:05:02.00)	(0:4:57.0)		N/A	65.1	80.3	76.1	47.7	50.8	76.6	71.1	68.3	59.4	53	51.7	49.7
NOR139_7984499_230819_0037.NBF	(2023/08/19 16:10:02.00)	(0:4:57.0)		N/A	66	82.6	78.2	47.1	51.1	76.2	71.6	69.4	61.7	55.1	52.6	49.8
NOR139_7984499_230819_0038.NBF	(2023/08/19 16:15:02.00)	(0:4:57.0)		N/A	63.9	78.2	74.2	45.6	48.5	74.3	70	67.9	58.8	49.8	49	47.9
NOR139_7984499_230819_0039.NBF	(2023/08/19 16:20:02.00)	(0:4:57.0)		N/A	58.2	82.9	75.6	46.4	47.4	68.9	63	60.3	50.7	48.4	48.1	47.4
NOR139_7984499_230819_0040.NBF	(2023/08/19 16:25:01.00)	(0:4:58.0)	end 4th Q	N/A	71.7	92.6	88.4	47.3	51	85	75.8	72	61.6	53.4	51.7	49
NOR139_7984499_230819_0041.NBF	(2023/08/19 16:30:02.00)	(0:4:57.0)		N/A	66.1	80.5	75.9	49	50	76.5	72.9	70.3	60	51.5	50.4	49.7
NOR139_7984499_230819_0042.NBF	(2023/08/19 16:35:02.00)	(0:4:57.0)		N/A	65.2	81.8	78.7	49.3	50.9	76.2	71.4	68.7	57.9	51.7	51.1	50.2
NOR139_7984499_230819_0043.NBF	(2023/08/19 16:40:02.00)	(0:4:57.0)	End OT	N/A	62.7	76.7	73.8	48.5	49.9	71.7	68.6	66.9	58	50.5	49.9	49.3
NOR139_7984499_230819_0044.NBF	(2023/08/19 16:45:02.00)	(0:4:57.0)		N/A	63.1	77.1	74.1	47.3	48.1	73.7	70	67.3	56.9	49.3	48.7	47.9
NOR139_7984499_230819_0045.NBF	(2023/08/19 16:50:02.00)	(0:4:57.0)	END of Game	N/A	60.3	73.7	68.6	50.1	52.2	68.6	65	63.2	58.1	54.3	53.5	52.1
NOR139_7984499_230819_0046.NBF	(2023/08/19 16:55:02.00)	(0:4:57.0)		N/A	58.1	72.2	68.3	48.5	49.1	67.4	63.8	61.6	54.2	50.2	49.8	49.3
NOR139_7984499_230819_0047.NBF	(2023/08/19 17:00:02.00)	(0:3:31.0)		N/A	54.5	66.4	61.9	49.4	50.2	61.4	59.2	57.7	52.1	50.5	50.3	49.9



AMERICAN UNIVERSITY

WASHINGTON, DC

Jacobs Field Audio Equipment and Sound Measurement Standard Operating Protocol and Procedure Checklist

Created Date: 5/10/23, Last Revision: 5/10/23

Table with 4 columns: Question, Yes, No, Notes. Sections include Audio Equipment and Meter.



AMERICAN UNIVERSITY

W A S H I N G T O N , D C

Measurements						
	Yes	No				
Date and type of event noted?	<input checked="" type="checkbox"/>	<input type="checkbox"/>	Date: <u>8/25/23</u> Event type: <u>Field Hockey vs Ohio</u>			
Name of operator noted?	<input checked="" type="checkbox"/>	<input type="checkbox"/>	Name: <u>Brian Chepulis</u>			
Pregame startup test completed?	<input checked="" type="checkbox"/>	<input type="checkbox"/>	Source	Average (dBA)	Maximum (slow)	Duration (secs)
			Music	57.3	60.1	19
			PA	60.2	65.8	20
			Shot Clock	69.2	72.8	14
Horn	69.4	72.5	15			
National Anthem start and end times noted?	<input checked="" type="checkbox"/>	<input type="checkbox"/>	Start time: <u>1:59 pm</u> End time: <u>2:01 pm</u>			
Team introductions start and end times noted?	<input checked="" type="checkbox"/>	<input type="checkbox"/>	Start time: <u>2:01 pm</u> End time: <u>2:04 pm</u>			
End time of each quarter noted?	<input checked="" type="checkbox"/>	<input type="checkbox"/>	Q1 end time: <u>2:27 pm</u> Other:			
			Q2 end time: <u>2:50 pm</u>			
			Q3 end time: <u>3:17 pm</u>			
			Q4 end time: <u>3:39 pm</u>			
Post-event battery voltage noted?	<input checked="" type="checkbox"/>	<input type="checkbox"/>	Voltage: <u>12.92</u>			
Meter data and raw data saved?	<input checked="" type="checkbox"/>	<input type="checkbox"/>	File name for measurements: <u>2300825</u>			
Summary report generated and saved?	<input checked="" type="checkbox"/>	<input type="checkbox"/>				

Notes (e.g., reasons for answering "No" to any above, problems encountered, corrections needed, etc...):



NOTE: THE BELOW SHALL BE SIGNED AND DATED AFTER THE CHECKLIST HAS BEEN FULLY COMPLETED. AN ELECTRONIC COPY OF THIS CHECKLIST SHALL BE SAVED TO FILE.

Signature: Brian Chepulis Date: 8/25/23

4710 Woodway Lane NW Residence ↑

MONITORING LOCATION → 

Jacobs Field Reference Diagram 5/10/23

 Horn  Speaker

Bench Podium Bench





ASPHALT PATH

All speakers to be placed at ground level.

SCOREBOARD
Fixed Horns Height = ~ 8"
Pointed towards ground.

GREEN TURF

Fixed Horn Height = ~ 12"
Pointed towards ground.

   
Bleacher Bleacher Bleacher Bleacher Bleacher

NOT TO SCALE

Directory:

C:\Users\chepulis\AppData\Local\Temp\Nor File version v1.0/6.1.1.51

File	Date:	Duration	Status	Average LAeq	Fast Max LAFmax	Slow Max LASmax	Fast Min LAFmin	Slow Min LASmin	L1 LAF, Perc2	L5 LAF, Perc3	L10 LAF, Perc4	L50 LAF, Perc5	L90 LAF, Perc6	L95 LAF, Perc7	L99 LAF, Perc8
NOR139_7984499_230825_0001.NBF	(2023/08/25 12:23:19.00)	(0:1:40.0)	N/A	57.6	76	68.7	51.6	53	67.2	61.4	59.1	54.8	53.3	53.1	52.6
NOR139_7984499_230825_0002.NBF	(2023/08/25 12:25:01.00)	(0:3:50.0)	N/A	58.5	74.5	69.3	50.2	50.8	69.3	64.1	60.2	54.7	51.9	51.4	50.7
NOR139_7984499_230825_0003.NBF	(2023/08/25 12:40:18.00)	(0:0:19.0) Music	N/A	57.3	62.9	60.1	47	48.9	62.4	59.6	59.3	56.7	54.8	54.1	47.5
NOR139_7984499_230825_0004.NBF	(2023/08/25 12:46:06.00)	(0:0:20.0) PA	N/A	60.2	71.6	65.8	47.8	51.4	69.4	66	63.7	56.6	49.7	49	48.4
NOR139_7984499_230825_0005.NBF	(2023/08/25 12:47:42.00)	(0:0:15.0) Horn	N/A	69.4	75.3	72.5	46.9	59.1	75.3	74.5	74.1	62.1	49.4	48	47.1
NOR139_7984499_230825_0006.NBF	(2023/08/25 12:48:50.00)	(0:0:14.0) Shot Clock	N/A	69.2	74.5	72.8	45.4	63	74.2	73.4	73.2	65.6	46.9	46.2	45.7
NOR139_7984499_230825_0007.NBF	(2023/08/25 14:01:30.00)	(0:1:25.0) Anthem	N/A	67.1	76.1	73.7	51.5	58.7	74.6	72.3	71.1	64.9	57.9	56.5	53.5
NOR139_7984499_230825_0008.NBF	(2023/08/25 14:03:01.00)	(0:0:52.0) Lineups	N/A	68.9	74.4	72.6	54.4	64.5	73.9	73.1	72.1	68	64	62.3	59.7
NOR139_7984499_230825_0009.NBF	(2023/08/25 14:04:04.00)	(0:3:51.0)	N/A	62.7	80.8	75.2	46.9	49.4	74.6	68.3	66.3	54.8	50.1	49.3	48.2
NOR139_7984499_230825_0010.NBF	(2023/08/25 14:09:42.00)	(0:0:17.0)	N/A	61.5	72.9	69.1	47.1	52.7	72.1	67.9	65.3	54.7	49.8	48.9	47.8
NOR139_7984499_230825_0011.NBF	(2023/08/25 14:10:02.00)	(0:4:57.0)	N/A	64.6	81.5	76.2	47.3	49.7	76.1	71.4	68	57.1	50.9	49.8	48.6
NOR139_7984499_230825_0012.NBF	(2023/08/25 14:15:01.00)	(0:4:58.0)	N/A	69	87	84.2	46.4	47.9	81.6	74.2	71.6	60.5	51	49.5	47.4
NOR139_7984499_230825_0013.NBF	(2023/08/25 14:20:01.00)	(0:4:58.0)	N/A	65.3	82.6	78.3	46	47.3	77.4	71.3	68.1	58	49.7	48.5	47.1
NOR139_7984499_230825_0014.NBF	(2023/08/25 14:25:01.00)	(0:4:58.0) End 1st	N/A	60	77.7	73.3	45.4	47.1	71.7	66.8	63.4	52	48	47.3	46.5
NOR139_7984499_230825_0015.NBF	(2023/08/25 14:30:01.00)	(0:4:58.0)	N/A	63.4	80.2	77.7	46	47.8	75.4	70.1	66.5	54.7	49.1	48.2	47
NOR139_7984499_230825_0016.NBF	(2023/08/25 14:35:01.00)	(0:4:58.0)	N/A	63.8	83.6	77.6	45.2	46.6	74.9	70	66.8	56.8	49.2	48.1	46.7
NOR139_7984499_230825_0017.NBF	(2023/08/25 14:40:01.00)	(0:4:58.0)	N/A	65.1	84.7	81.5	45.8	47	78.3	70.1	67.1	56.3	49.1	47.9	46.6
NOR139_7984499_230825_0018.NBF	(2023/08/25 14:45:01.00)	(0:4:58.0)	N/A	58.7	77.1	72.6	46.9	48.4	71.9	63.2	59.3	52.2	49.2	48.7	47.9
NOR139_7984499_230825_0019.NBF	(2023/08/25 14:50:01.00)	(0:4:58.0) End 2nd	N/A	59.8	72.7	67.1	45.3	46.6	68	65.6	64.2	54.5	50.5	50	47
NOR139_7984499_230825_0020.NBF	(2023/08/25 14:55:01.00)	(0:4:58.0)	N/A	63.4	83.3	78	45.6	46.9	76	68.8	64.4	54.4	48.4	47.5	46.5
NOR139_7984499_230825_0021.NBF	(2023/08/25 15:00:01.00)	(0:4:58.0)	N/A	65.3	80.9	76.3	44.6	47.8	76.2	72.3	69.6	58	49.6	48.1	46.3
NOR139_7984499_230825_0022.NBF	(2023/08/25 15:05:01.00)	(0:4:58.0)	N/A	64.5	80	75.3	44.9	47.8	75.6	71.2	68.6	56.5	48.6	47.5	46
NOR139_7984499_230825_0023.NBF	(2023/08/25 15:10:02.00)	(0:4:57.0)	N/A	63.4	82.7	77.5	45.1	46.3	75.3	69.4	66.3	54.8	47.8	47	46.2
NOR139_7984499_230825_0024.NBF	(2023/08/25 15:15:02.00)	(0:4:57.0) End 3rd	N/A	62.5	76.7	74.8	47	49.1	74.3	69.9	65.8	54.3	49.9	49.1	48.3
NOR139_7984499_230825_0025.NBF	(2023/08/25 15:20:02.00)	(0:4:57.0)	N/A	62.8	81.8	78.7	45.7	48.6	76	68.5	64	54	49.1	48.2	46.9
NOR139_7984499_230825_0026.NBF	(2023/08/25 15:25:02.00)	(0:4:57.0)	N/A	67.4	85.9	83.2	45.7	49.2	81.2	72.5	69.4	58.8	50.7	49.2	47.1
NOR139_7984499_230825_0027.NBF	(2023/08/25 15:30:02.00)	(0:4:57.0)	N/A	62.5	78	73.6	45.6	46.4	74.2	69.5	66.2	54.4	48	47	46.2
NOR139_7984499_230825_0028.NBF	(2023/08/25 15:35:01.00)	(0:4:17.0) End 4th	N/A	65.1	81.2	74.7	46.7	49.1	75.3	71.6	69.5	58.4	50	48.9	47.5



AMERICAN UNIVERSITY

WASHINGTON, DC

Jacobs Field Audio Equipment and Sound Measurement Standard Operating Protocol and Procedure Checklist

Created Date: 5/10/23, Last Revision: 5/10/23

Audio Equipment			
	Yes	No	Notes
Approved audio equipment?	<input checked="" type="checkbox"/>	<input type="checkbox"/>	ONLY the approved equipment located in the cabinet stored at Jacobs Field shall be used.
Approved laptop in place and connected directly to designated mixer port?	<input checked="" type="checkbox"/>	<input type="checkbox"/>	ONLY laptop labelled "Approved for Use at Jacobs Field" may be used.
Speakers placed and facing proper direction?	<input checked="" type="checkbox"/>	<input type="checkbox"/>	All speakers shall face directly away from the adjacent property ONLY and be placed at ground level per diagram.
Mixer channels set to marked levels?	<input checked="" type="checkbox"/>	<input type="checkbox"/>	Knobs shall not be turned past the red markings for each input.
No external sources of amplified sound?	<input checked="" type="checkbox"/>	<input type="checkbox"/>	All sources of amplified sound shall ONLY be connected to the mixer.
Digital signal processor power on?	<input checked="" type="checkbox"/>	<input type="checkbox"/>	Amplified sound shall ONLY be used when DSP is powered on.
Meter			
	Yes	No	Notes
Compliant meter?	<input checked="" type="checkbox"/>	<input type="checkbox"/>	ONLY NOR139 model meter shall be used.
Approved location?	<input checked="" type="checkbox"/>	<input type="checkbox"/>	Meter shall be in approved location for the entire monitoring period and mounted on a tripod at a height of approximately 5 feet.
Battery check completed and meter clock synced to time source?	<input checked="" type="checkbox"/>	<input type="checkbox"/>	Battery type: internal <input type="checkbox"/> external <input checked="" type="checkbox"/> NOTE: If battery low, replace prior to taking of measurements. Time source (e.g. phone, watch, etc...): <u>cell phone</u>
Calibration completed?	<input checked="" type="checkbox"/>	<input type="checkbox"/>	Date and Time of Calibration: <u>8/27/23 at 9:45 am</u> Sensitivity Settings: <u>28.8</u>
Meter setup complete?	<input checked="" type="checkbox"/>	<input type="checkbox"/>	Time weighting = Slow , Frequency weighting = A
Windscreen on?	<input checked="" type="checkbox"/>	<input type="checkbox"/>	Windscreen must be on prior to taking readings.
Wind speed and direction noted?	<input checked="" type="checkbox"/>	<input type="checkbox"/>	Wind speed: <u>2 mph</u> Wind direction: <u>N</u>



AMERICAN UNIVERSITY

WASHINGTON, DC

Measurements						
	Yes	No				
Date and type of event noted?	<input checked="" type="checkbox"/>	<input type="checkbox"/>	Date: <u>8/27/23</u> Event type: <u>Field Hockey vs Penn State</u>			
Name of operator noted?	<input checked="" type="checkbox"/>	<input type="checkbox"/>	Name: <u>Brian Chepulis</u>			
Pregame startup test completed?	<input checked="" type="checkbox"/>	<input type="checkbox"/>	Source	Average (dBA)	Maximum (slow)	Duration (secs)
			Music	49.2	59.4	20
			PA	56.5	66.6	20
			Shot Clock	60.8	63.7	13
Horn	61.6	65.7	16			
National Anthem start and end times noted?	<input checked="" type="checkbox"/>	<input type="checkbox"/>	Start time: <u>1:00 pm</u> End time: <u>1:02 pm</u>			
Team introductions start and end times noted?	<input checked="" type="checkbox"/>	<input type="checkbox"/>	Start time: <u>1:02 pm</u> End time: <u>1:05 pm</u>			
End time of each quarter noted?	<input checked="" type="checkbox"/>	<input type="checkbox"/>	Q1 end time: <u>1:17 pm</u> Other: OT: <u>2:41 pm</u>			
			Q2 end time: <u>1:39 pm</u>			
			Q3 end time: <u>2:12 pm</u>			
			Q4 end time: <u>2:33 pm</u>			
Post-event battery voltage noted?	<input checked="" type="checkbox"/>	<input type="checkbox"/>	Voltage: <u>12.21</u>			
Meter data and raw data saved?	<input checked="" type="checkbox"/>	<input type="checkbox"/>	File name for measurements: <u>230827</u>			
Summary report generated and saved?	<input checked="" type="checkbox"/>	<input type="checkbox"/>				

Notes (e.g., reasons for answering "No" to any above, problems encountered, corrections needed, etc...):



NOTE: THE BELOW SHALL BE SIGNED AND DATED AFTER THE CHECKLIST HAS BEEN FULLY COMPLETED. AN ELECTRONIC COPY OF THIS CHECKLIST SHALL BE SAVED TO FILE.

Signature: Brian Chepulis Date: 8/27/23

4710 Woodway Lane NW Residence ↑

MONITORING LOCATION → 

Jacobs Field Reference Diagram 5/10/23

 Horn  Speaker

Bench Podium Bench

ASPHALT PATH

All speakers to be placed at ground level.

SCOREBOARD

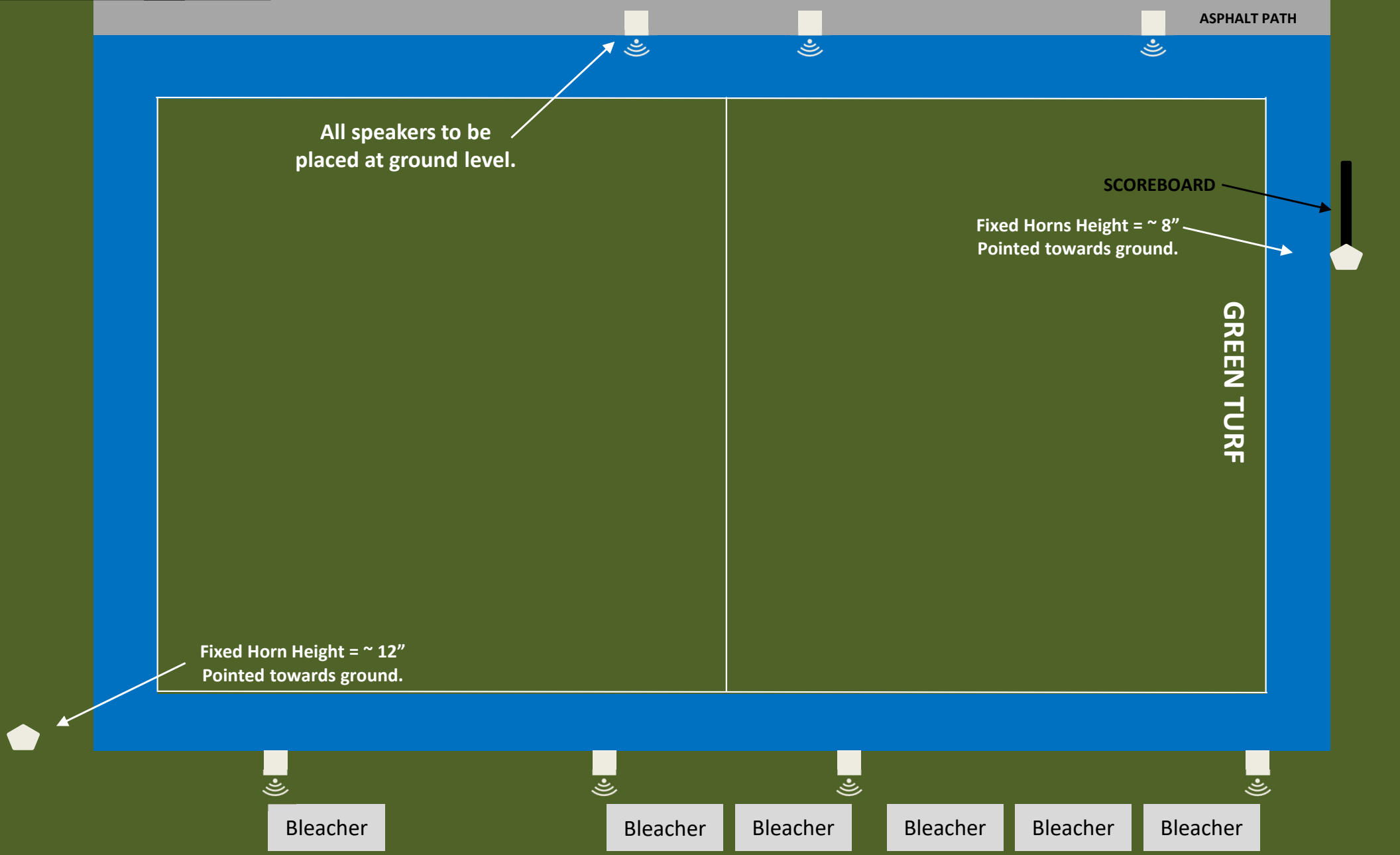
Fixed Horns Height = ~ 8"
Pointed towards ground.

GREEN TURF

Fixed Horn Height = ~ 12"
Pointed towards ground.

Bleacher Bleacher Bleacher Bleacher Bleacher

NOT TO SCALE



Directory:

C:\Users\chepulis\AppData\Local\Temp\N File version

v1.0/6.1.1.51

File	Date: 8/27/23	Duration	Notes	Status	Average LAeq	Fast Max LAFmax	Slow Max LASmax	Fast Min LAFmin	Slow Min LASmin	L1 LAF, Perc2	L5 LAF, Perc3	L10 LAF, Perc4	L50 LAF, Perc5	L90 LAF, Perc6	L95 LAF, Perc7	L99 LAF, Perc8
NOR139_7984499_230827_0001.NBF	(2023/08/27 12:00:09.00)	(0:0:20.0)	Music	N/A	49.2	55.7	59.4	46.2	48.2	54.2	52.1	51.1	48.5	47.4	47.2	46.7
NOR139_7984499_230827_0002.NBF	(2023/08/27 12:00:53.00)	(0:0:20.0)	PA	N/A	56.5	68.3	66.6	46.8	50.5	65.2	61.2	59.8	53.3	48.2	47.6	47
NOR139_7984499_230827_0003.NBF	(2023/08/27 12:01:37.00)	(0:0:13.0)	Shot Clock	N/A	60.8	66.6	63.7	47.4	53.3	66.3	65.8	65.3	55.9	48.9	48.3	47.6
NOR139_7984499_230827_0004.NBF	(2023/08/27 12:02:08.00)	(0:0:16.0)	Horn	N/A	61.6	67.4	65.7	48.4	50.7	67.3	66.7	65.7	58.9	49.6	49.3	48.5
NOR139_7984499_230827_0005.NBF	(2023/08/27 12:31:09.00)	(0:0:19.0)		N/A	54.8	63.3	59.4	47.3	50.4	63	60	58	53.1	50	49.2	48
NOR139_7984499_230827_0006.NBF	(2023/08/27 12:31:49.00)	(0:3:10.0)		N/A	59.3	77.1	72.8	46.8	50.3	70.2	63.5	61.7	55.3	50.9	50	48.9
NOR139_7984499_230827_0007.NBF	(2023/08/27 12:35:01.00)	(0:4:58.0)		N/A	58	75.4	70.4	49	51.9	66.5	62.3	60.7	55.7	52.3	51.5	50.3
NOR139_7984499_230827_0008.NBF	(2023/08/27 12:40:01.00)	(0:4:58.0)		N/A	58.2	72.9	66.1	46.8	49	66.7	63.4	61.7	55.7	50.8	49.7	48
NOR139_7984499_230827_0009.NBF	(2023/08/27 12:45:01.00)	(0:4:58.0)		N/A	59.7	76.5	71.1	47.1	50.2	70.5	64.1	62.1	56.9	51.8	50.5	48.7
NOR139_7984499_230827_0010.NBF	(2023/08/27 12:50:01.00)	(0:4:58.0)		N/A	62.9	76.2	71.5	46	48.2	71.5	68.2	66.6	60.4	51.1	49.1	47.4
NOR139_7984499_230827_0011.NBF	(2023/08/27 12:55:01.00)	(0:4:58.0)		N/A	66.2	80.6	75.9	46.2	49.6	76.4	73.2	71	58.8	50.7	49.7	48.3
NOR139_7984499_230827_0012.NBF	(2023/08/27 13:00:02.00)	(0:4:57.0)	Anthem/Lineups	N/A	69	87.7	85.4	45.5	47.8	80.1	74.8	72.3	59.8	51.2	49.7	47.9
NOR139_7984499_230827_0013.NBF	(2023/08/27 13:05:01.00)	(0:4:58.0)		N/A	71.6	87	82.7	47.2	53.1	81.6	77.8	75.8	66.3	56.3	54.2	50.9
NOR139_7984499_230827_0014.NBF	(2023/08/27 13:10:01.00)	(0:4:58.0)		N/A	68.5	83.7	79.8	45.2	49.3	80	75.3	72.2	62.4	54.1	51.8	47.3
NOR139_7984499_230827_0015.NBF	(2023/08/27 13:15:02.00)	(0:4:57.0)	End 1st Q	N/A	69.6	84.2	81.3	45.9	49.8	80.4	76.1	73.7	63.3	53.1	51	48.3
NOR139_7984499_230827_0016.NBF	(2023/08/27 13:20:01.00)	(0:4:58.0)		N/A	65.5	82.3	77.1	46	47.9	76.6	72.6	69	57.5	50.2	49.2	47.7
NOR139_7984499_230827_0017.NBF	(2023/08/27 13:25:01.00)	(0:4:58.0)		N/A	68.5	84.4	81.1	46.5	49.2	80	75.2	72.3	61.7	54.1	52.3	49.3
NOR139_7984499_230827_0018.NBF	(2023/08/27 13:30:02.00)	(0:4:57.0)		N/A	71.1	85.3	80.4	47	49.3	80.9	77.7	75.4	65.3	54.7	52.7	49.5
NOR139_7984499_230827_0019.NBF	(2023/08/27 13:35:01.00)	(0:4:58.0)	End 2nd Q	N/A	69.3	85.3	79.7	46.7	52.3	79.6	76.2	73.8	62.3	53.8	52.2	49.7
NOR139_7984499_230827_0020.NBF	(2023/08/27 13:40:01.00)	(0:4:58.0)		N/A	66.9	86	81.7	45.5	47	79.2	73.8	69.9	51.1	48.1	47.6	46.8
NOR139_7984499_230827_0021.NBF	(2023/08/27 13:45:02.00)	(0:4:57.0)		N/A	62.9	78.8	73	48.6	49.5	73.3	69.5	67.3	55.5	52.1	51.4	49.9
NOR139_7984499_230827_0022.NBF	(2023/08/27 13:50:01.00)	(0:4:58.0)		N/A	71.7	89.5	83.3	47.6	50.5	82	78.2	75.3	66.2	54.9	53	50.1
NOR139_7984499_230827_0023.NBF	(2023/08/27 13:55:02.00)	(0:4:57.0)		N/A	71.1	87.8	83.1	46.2	51.1	82.8	77.7	74.5	64.5	53	50.6	47.5
NOR139_7984499_230827_0024.NBF	(2023/08/27 14:00:01.00)	(0:4:58.0)		N/A	73.3	90.3	86	48.3	51.6	84.7	80	77.4	64.9	53.9	52	49.8
NOR139_7984499_230827_0025.NBF	(2023/08/27 14:05:01.00)	(0:4:58.0)		N/A	72.8	90.7	87.4	46.5	49.2	83	79.1	76.4	65.7	55.9	53.2	48.4
NOR139_7984499_230827_0026.NBF	(2023/08/27 14:10:01.00)	(0:4:58.0)	End 3rd Q	N/A	70.3	86.2	82.4	45.7	48.1	82.3	77.1	74	60.7	50.4	49	47.5
NOR139_7984499_230827_0027.NBF	(2023/08/27 14:15:01.00)	(0:4:58.0)		N/A	72	86.5	83.9	46.3	48.6	82.7	79.1	76.4	64.3	53.8	50.9	48.3
NOR139_7984499_230827_0028.NBF	(2023/08/27 14:20:01.00)	(0:4:58.0)		N/A	70.9	84.6	81.3	49.1	56.1	80.8	77.5	75.3	65.6	56.6	54.6	51.3
NOR139_7984499_230827_0029.NBF	(2023/08/27 14:25:01.00)	(0:4:58.0)		N/A	69.1	83.6	80.5	47.1	51.4	80.3	75.8	72.5	63.7	55.7	53.7	49.4
NOR139_7984499_230827_0030.NBF	(2023/08/27 14:30:01.00)	(0:4:58.0)	End 4th Q	N/A	70	84.1	79.1	48.1	50.1	79.9	76.6	74.5	64.6	52.3	50.8	49.3
NOR139_7984499_230827_0031.NBF	(2023/08/27 14:35:01.00)	(0:4:58.0)		N/A	66.4	84.6	78.3	47.9	50	78.4	73.8	70.6	54.9	50.6	49.9	49.1
NOR139_7984499_230827_0032.NBF	(2023/08/27 14:40:01.00)	(0:1:51.0)	End OT	N/A	72.7	89.5	86.5	49.3	54.1	84.6	77.7	75	64.4	54.9	53.7	51.8